

The Kia EV5



Movement that inspires



Design

Gallery
Exterior
Interior

Space

Convenience

Performance

Charging

Safety

Features

Colors & Trim

Dimensions


Specifications



A bold, boxy silhouette
meets dynamic electrified performance.



Gallery




Gallery

When opposites come together,
everyday life transforms into something completely new.



Gallery



A sensible new approach to movement
that lets you venture further in comfort and style.

The Kia EV5



Gallery




≡ Exterior





The Kia EV5.
An effortless transition to the world of EVs.

A seamless union of contemporary flair and refreshing practicality, the Kia EV5 puts proven EV technology comfortably within reach. Bold yet pragmatic. Streamlined yet roomy. It's the perfect life partner for the modern world.








LED rear combination lamps

Off



On





LED rear combination lamps

Off

On





Panoramic sunroof



Auto flush outside door handles

Close


Open





Auto flush outside door handles

Close

Open



19-inch alloy wheels




LED headlamps

Off	On
-----	----



LED headlamps

Off	<u>On</u>
-----	-----------



Powering new possibilities.



Lifting dreams to new heights.



Finding new inspiration in motion.



A wide-angle view of the interior of a Kia EV5. The dashboard is a single, wide panoramic display showing various vehicle information and controls. The steering wheel is leather-wrapped and features the Kia logo. The center console has a gear selector and handbrake. The interior is finished with dark brown leather and has yellow accent lighting along the dashboard and door panels. The car is parked in a lot with a building and mountains in the background.

Interior

Technology at your fingertips.

Surrounded by clean lines, soothing mood lighting, and an uncluttered dashboard, EV5 owners will enjoy an intuitive and immersive driving experience thanks to the single, wide panoramic display and simple set of touch controls.



Head-up display (HUD)

A large, high-definition 12" head-up display projects key driving information from the cluster and navigation system onto the windshield.



Column-type electronic shift lever

Switch between Drive, Neutral, Reverse and Park with steering column-type electronic shift lever controls conveniently located next to the ignition start-stop button.



Fingerprint recognition

Enjoy improved convenience and security by loading your personalized settings. You can even start the engine when you've forgotten your keys.



Touch buttons

The infotainment system features touch-type haptic buttons that are seamlessly integrated into the center fascia.



Click for detailed view.



Panoramic wide display

Mood lamp



Click for detailed view.

Panoramic wide display

Mood lamp



12.3" Cluster

5.3" Climate Controls

12.3" Infotainment Controls

The spacious and sophisticated interior is accentuated by the wide, uninterrupted integrated display featuring a 12.3-inch cluster and split-screen infotainment system. Controls are conveniently at your fingertips.



Click for detailed view.



Panoramic wide display

Mood lamp

Choose from 64 different colors and fill the cabin with an ambient glow that matches your mood. The LED lighting circles the front seating area, running along the door trim and across the dashboard, to create a refined and comforting atmosphere.



≡ Space





Relaxation massage seat

Feel less fatigued while driving with 4-way lumbar support and a leg rest. While parked, the relaxation massage feature uses six air cells to apply soothing pressure, with four different modes and three intensity settings.

Click for detailed view.



Off

On





Relaxation massage seat


Feel less fatigued while driving with 4-way lumbar support and a leg rest. While parked, the relaxation massage feature uses six air cells to apply soothing pressure, with four different modes and three intensity settings.

Click for detailed view.

Off

On





Class-leading space and flexibility.

The Kia EV5 is a fully capable SUV with ample cargo space accessible through the wide rear opening. Seats fold flat for loading or relaxing, while its versatile layout lets you accommodate the right balance of people and cargo.

[Click for detailed view.](#)

Cargo space flexibility



Click for detailed view.



Cargo capacity

2nd row 60:40 folding

2nd row full-flat folding



Optimized storage space with class-leading cargo capacity (513ℓ) and a luggage board that can be folded out into a multi-purpose table.



Click for detailed view.



Cargo capacity

2nd row 60:40 folding

2nd row full-flat folding



The rear seatbacks split 60:40 and fold completely flat for maximum cargo capacity and flexibility.



Click for detailed view.



Cargo capacity

2nd row 60:40 folding

2nd row full-flat folding



Fold and dive the seats and remove the extension board behind them for full-flat folding. The flat surface is ideal for loading cargo or serving as a bed when on outdoor adventures.

≡ Convenience

Everything in its place.

The versatile cabin design gives you endless possibilities for stowing away items and ultimate convenience when resting or enjoying the outdoors. The layout is simple and clean, but a closer look reveals a surprising number of storage spaces and functional details.

*some features may vary across regions.





Interior V2L (Vehicle-to-Load) outlet

Power appliances like refrigerators and TVs, and charge phones and devices using the V2L outlet in the cargo area, without depleting the vehicle's battery.



Cargo space luggage hooks & storage bins
In the rear cargo area, multi-use hooks let you hang smaller hand luggage, or shopping bags that could otherwise roll or tip over. You can also conveniently stow away items in the storage spaces on the left and right sides of the cargo area.



Multi-purpose table

Pop the rear luggage shelf upward and it can be used as a picnic table, a privacy cover for objects stored below, a support for tall objects, or even a shelf to stack things on (max. 12 kg load).



Front trunk

The 67-liter front trunk can store several items discreetly out of view of vehicle occupants.



2nd row seat table

A fold-down table mounted on the back of the front seat lets the rear seat passengers snack, study, or be entertained while on the move. The table includes an iPad slot, and electronic devices can be charged using the USB port located on the seat molding.

An aerial photograph of a blue car driving on a dark asphalt road that cuts through a dense forest. The trees on either side of the road have a mix of green and yellow foliage, suggesting an autumn setting. The car is positioned in the center of the road, moving away from the viewer.

Performance

Click for detailed view.



Short Range 2WD

Long range AWD

Battery

64 kWh

Motor

160 kW

AER (NEDC AER / 18")

490 km

☰ Performance



Click for detailed view.



Short Range 2WD

Long range AWD

Battery

88 kWh

Motor

234 kW

AER (NEDC AER / 19")

620 km

☰ Charging



Click for detailed view.



Smart charging door

Exterior V2L (Vehicle-to-Load) outlet

Discover the Kia EV5's fast and convenient charging using either 400V or 800V changers, without the need for an adapter.

☰ Charging



Click for detailed view.



Smart charging door

Exterior V2L (Vehicle-to-Load) outlet

The smart charging door on the right front fender opens when pressed, with lighting inside for added convenience. The door closes by pressing the button just below the state-of-charge indicator display. The external V2L adapter also uses the same port.



☰ Charging



Click for detailed view.



Smart charging door

Exterior V2L (Vehicle-to-Load) outlet

An external V2L gender adapter lets you power a range of electronic devices through the EV5's charging port. An indicator on the infotainment screen lets you know when the discharge will automatically stop according to the driver-set battery capacity needed for driving.

≡ Safety

It's reassuring to know that someone is always looking out for you. Kia's advanced driver assistance systems enhance safety and convenience while driving, as well as while parking.



Forward/Side/Reverse Parking Collision-Avoidance Assist (PCA)

helps avoid collisions with pedestrians and objects while parking or exiting. If the risk of a collision persists after initial warning, PCA automatically assists with emergency braking.




Shift by wire

If the vehicle turns or in gear other than P of the driver's door opens when the vehicle is in ON position the gear automatically shifts to P for safety.

≡ Safety



Forward Collision-Avoidance Assist 2 (FCA 2) monitors your surroundings and warns you if it detects a risk of collision with a vehicle, pedestrian or cyclist ahead. If the risk persists, or if a risk of collision with oncoming vehicles while turning left at an intersection is detected, FCA 2 automatically assists with emergency braking. It also warns if the risk of collision with a vehicle, a pedestrian, or a cyclist close to the front edge of the vehicle is detected and automatically assists with steering if the driver operates the steering wheel to avoid collision.



Lane Following Assist (LFA) helps you center the vehicle in the lane while driving by using the front view camera to help guide the steering based on lane markings or the car ahead.

≡ Safety



Smart Cruise Control (SCC) helps you maintain a safe distance from the vehicle ahead at the speed you set. If the vehicle ahead stops abruptly, the EV5 automatically stops and then resumes acceleration. After a longer pause, pressing the accelerator pedal or the +/- switch will start the vehicle moving forward again.



Blind-Spot Collision-Avoidance Assist (BCA) warns you if there is a risk of collision with a rear-side vehicle in the blind-spot while changing lanes. BCA also automatically assists with emergency braking when forward exiting a parallel-parking spot if there is a risk of collision with a vehicle approaching from behind.

≡ Features



Wireless charging tray



Finger-print module



Seat warming and cooling ventilation



Smart power tailgate

☰ Exterior colors

Short Range 2WD

Long Range AWD



18-inch
alloy wheel

Gloss Colors

Snow White Pearl (SWP)

Shale Grey (EBD)

Starry Night Black (NNB)

Ivory Silver (ISM)

☰ Exterior colors

Short Range 2WD

Long Range AWD



18-inch
alloy wheel

Gloss Colors

Snow White Pearl (SWP)

Shale Grey (EBD)

Starry Night Black (NNB)

Ivory Silver (ISM)

≡ Exterior colors

Short Range 2WD

Long Range AWD



18-inch
alloy wheel

Gloss Colors

Snow White Pearl (SWP)

Shale Grey (EBD)

Starry Night Black (NNB)

Ivory Silver (ISM)

≡ Exterior colors

Short Range 2WD

Long Range AWD



18-inch
alloy wheel

Gloss Colors

Snow White Pearl (SWP)

Shale Grey (EBD)

Starry Night Black (NNB)

Ivory Silver (ISM)

☰ Exterior colors

Short Range 2WD

Long Range AWD



19-inch
alloy wheel

Gloss Colors

Snow White Pearl (SWP)

Shale Grey (EBD)

Starry Night Black (NNB)

Ivory Silver (ISM)

≡ Exterior colors

Short Range 2WD

Long Range AWD



19-inch
alloy wheel

Gloss Colors

Snow White Pearl (SWP)

Shale Grey (EBD)

Starry Night Black (NNB)

Ivory Silver (ISM)

☰ Exterior colors

Short Range 2WD

Long Range AWD



19-inch alloy wheel

Gloss Colors

Snow White Pearl (SWP)

Shale Grey (EBD)

Starry Night Black (NNB)

Ivory Silver (ISM)

☰ Exterior colors

Short Range 2WD

Long Range AWD



19-inch
alloy wheel

Gloss Colors

Snow White Pearl (SWP)

Shale Grey (EBD)

Starry Night Black (NNB)

Ivory Silver (ISM)

☰ Interior colors

Short Range 2WD

Long Range AWD



Combination cloth and bio-based polyurethane artificial leather seats with two-tone dashboard

Human Gray



☰ Interior colors


Short Range 2WD

Long Range AWD



Bio-based polyurethane artificial leather seats with two-tone dashboard

Nougat Beige



Marine Navy



☰ Interior colors


Short Range 2WD

Long Range AWD



Bio-based polyurethane artificial leather seats with two-tone dashboard

Nougat Beige



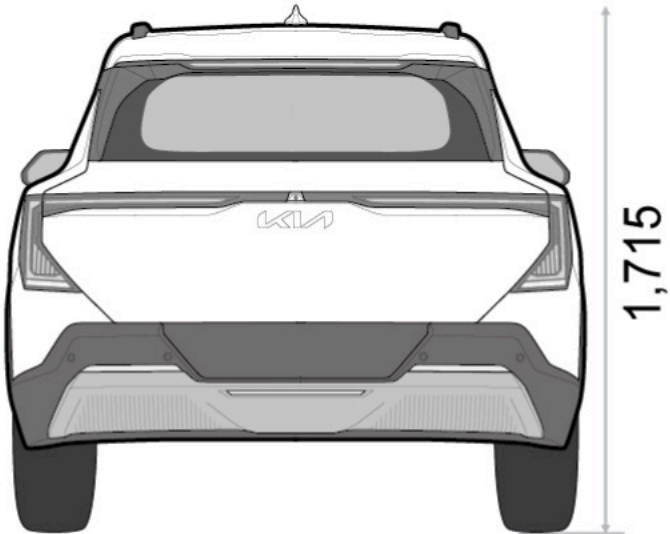
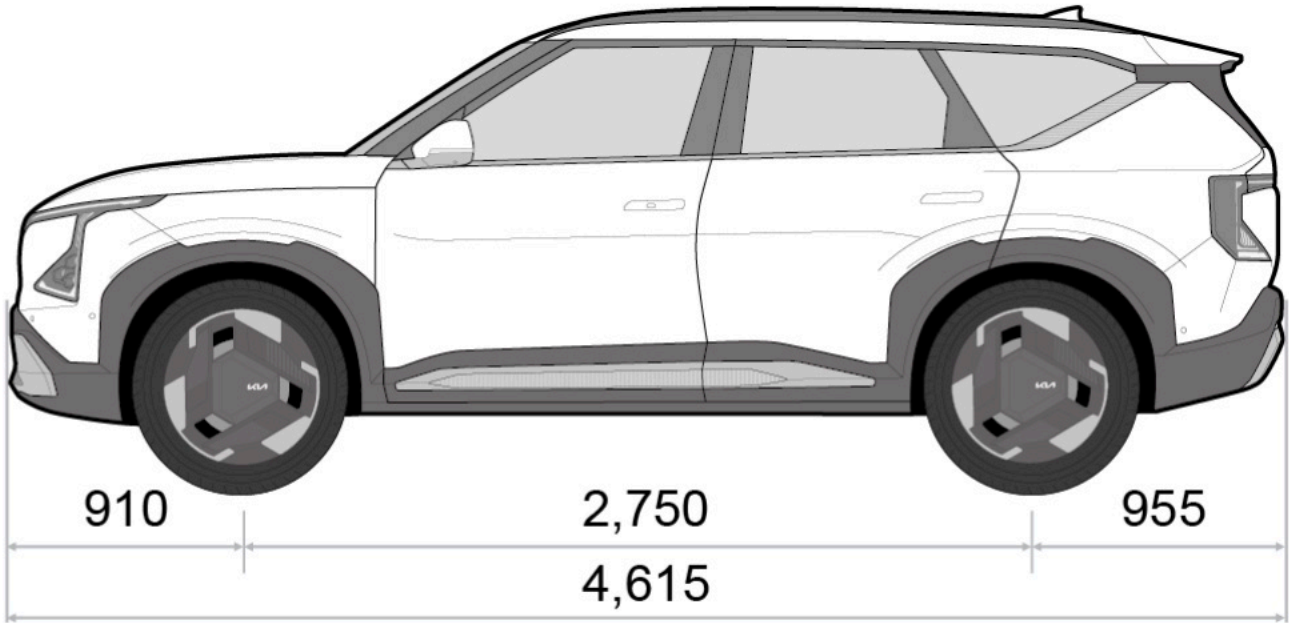

Marine Navy



Dimensions (mm)

Short Range 2WD

Long Range AWD



Overall Length

4,615

Overhang (Front)

910

Wheelbase

2,750

Overhang (Rear)

955

Overall Width

1,875

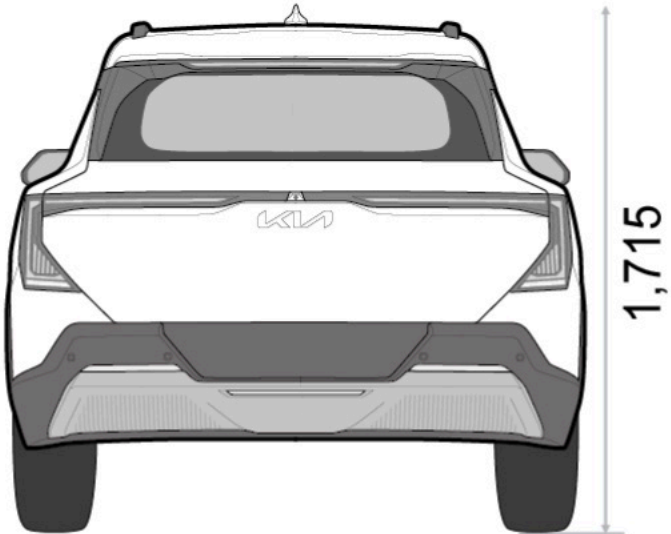
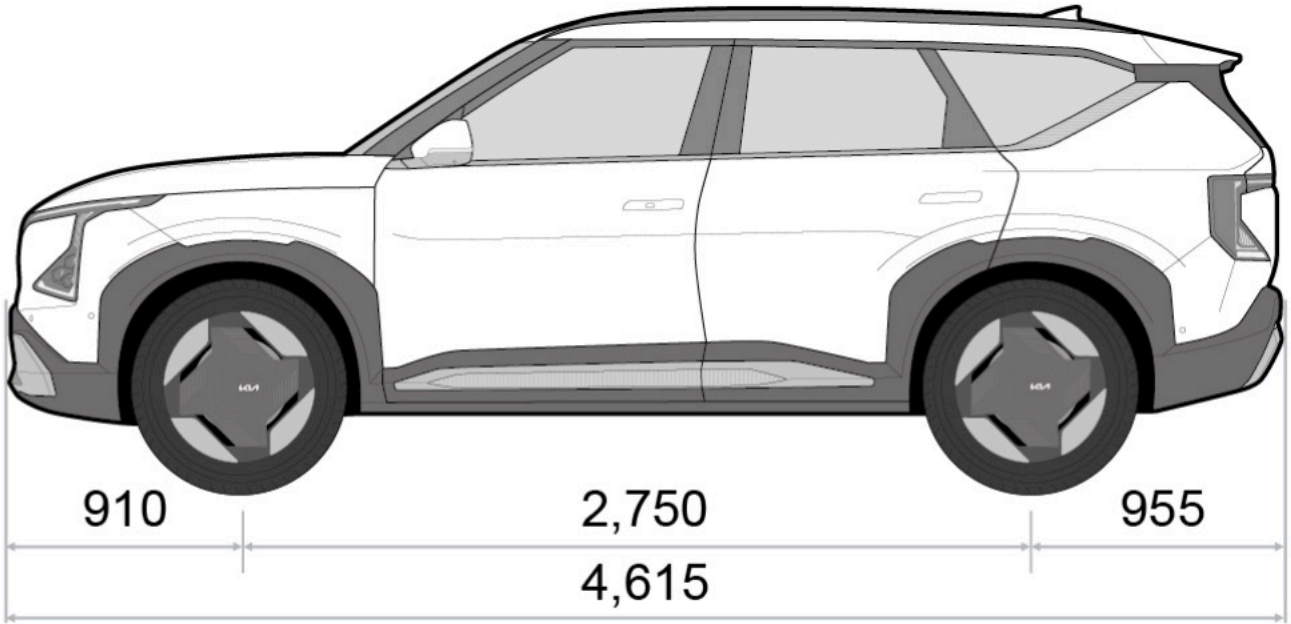

Overall Height

1,715 (including antenna)

☰ Dimensions (mm)

Short Range 2WD

Long Range AWD



Overall Length

4,615

Overhang (Front)

910

Wheelbase

2,750

Overhang (Rear)

955

Overall Width

1,875

Overall Height

1,715 (including antenna)

Kia EV5 Booking Open.

EV5 Air (Short Range)
PKR 18,500,000/-


EV5 Earth (Long Range)
PKR 23,500,000/-



Movement that inspires



3kW & 7kW
Chargers included.



Specifications								
	AIR (Short Range)	EARTH (Long Range)		AIR (Short Range)	EARTH (Long Range)			
PERFORMANCE			SAFETY					
Electric Motor Location	Front	Front + Rear	ABS (Anti-Lock Braking System) with EBD & BA	•				
Maximum Power - Front Motor / Rear Motor	160 kW / -	160 kW / 70 kW	ESC (Electronic Stability Control) with TCS (Traction Control System)	•				
Maximum Torque - Front Motor / Rear Motor	310 Nm / -	310 Nm / 170 Nm	HAC (Hill-start Assist Control)	•				
Combined System Output (Power / Torque)	160 kW / 310 Nm	230 kW / 480 Nm	DBC (Downhill Brake Control)	•				
Maximum Speed	185 km/h		MCB (Multi-Collision Braking)	•				
Driven Wheels	2WD	AWD	Electronic Parking Brake (EPB)	•				
Acceleration (0-100 Kph)	8.5 Sec	6.1 Sec	Driving Assist (Lane Following Assist-LFA) & (Lane Keeping Assist-LKA)	-	Yes			
All Electric Range (AER) - NEDC	490	620	Warning Ssystem BCA (Blind-Spot Ccollision-Avoidance Assist): Rear	-	Yes			
BATTEY			Blind View Monitor (BVM)	-	Yes			
Battery Type	Lithium Iron Phosphate (LFP)		Parking Safety PCA (Parking Collision Avoidance Assist): Reverse	-	Yes			
Energy	64.2 kWh	88.1 kWh	Child-Proof Door Lock	Manual	Auto			
Battery Saver	•		RVM (Rear View Monitor) with Parking Guidance-Dynamic	•				
AC NORMAL CHARGING			Safety Airbags	06				
On Board Charger (OBC) Maximum Capacity	6.6kW (Single Phase)	11kW (3 Phase)	Parking Assist PDW (Parking Distance Warning): Reverse/Forward	•				
AC Charge 10-100% - with 7kW Charger	Approx. 9h 43m	-	Parking Distance Warning (PDW) - Reverse/Forward /Side	-	Yes			
AC Charge 10-100% - with 11kW Charger	-	Approx. 8h 10m	Parking Assist SVM	-	Yes			
DC FAST CHARGING			Warning System FCA-2.0	-	Yes			
DC Fast Charge 10-80% (50kW Charger)	Approx. 57m	Approx. 72m	Parking Safety PCA (Parking Collision Avoidance Assist): Reverse	-	Yes			
DC Fast Charge 10-80% (350kW Charger)	Approx. 36m	Approx. 38m	Finger Print Authentication (AVN + Engine Start)	-	Yes			
Supported Charging Infrastructure	400 & 800V		Anti-theft Immobiliser	•				
DIMENSIONS			INFOTAINMENT & DRIVER DISPLAY					
Overall Length (mm)	4,615		AM/FM Radio	•				
Overall Width (mm)	1,875		DAB Digital Radio	•				
Overall Height (mm)	1,715		6 Speaker Sound System (4 Speakers, 2 Tweeters)	•				
Wheelbase (mm)	2,750		Head-Up Display	-	Yes			
Minimum Ground Clearance (mm)	175	166	Integrated Panoramic Display (12.3" Digital Driver Cluster + 5" Climate Monitor + 12.3" Touch Screen Infotainment)	•				
Cargo Area Rear (Rear Seats Up) (L, VDA)	513 L							
Cargo Area Rear (Rear Seats Down) (L, VDA)	1,714							
Cargo Area Front (Frunk)	67L							
EV SPECIFIC FEATURES								
Exterior Charge Status Indicator	•							
V2L - Vehide to Load Interior Socket	•							
V2L - Vehicle to Load Exterior Adaptor	-	Yes						
Regenerative Braking Control via Paddle Shifters (Levels 0-3)	•							
i-Pedal - One Pedal Driving Function	•							

Specifications						
	AIR (Short Range)		EARTH (Long Range)		AIR (Short Range)	EARTH (Long Range)
STEERING, WHEEL, & TIRE				INTERIOR		
Wheel Size / Design	18" Alloy		19" Alloy	Seat Covering	Cloth and artificial Leather	Artificial Leather (one tone)
Tire Pressure Monitoring System	•			8-Way Massage Driver + 4 Way Massage Passenger	-	Yes
Tire Mobility Kit	•			4-Way Massage Driver	•	
Power Steering System	Column MDPS (Electric Power Steering)			4-Way Massage Seat: Passenger	-	Yes
4 Spoke Premium Steering Wheel	•			Premium Relaxation Seat (Driver)	-	Yes
DMS- System	Four Modes (Eco, Normal, Sport, Snow)			Split Fold Rear Seats (60:40)	•	
SAFETY				Storage Seat Back Table (Passanger) with USB Charging Port	-	Yes
ABS (Anti-Lock Braking System) with EBD & BA	•			Cruise Control	•	
ESC (Electronic Stability Control)	•			Power Supplier Power Outlet (Center Console)	•	
HAC (Hill-start Assist Control)	•			Power Supplier Wireless Charger (Phone)	•	
DBC (Downhill Brake Control)	•			USB Charger-Front Tray	•	
MCB (Multi-Collision Braking)	•			Heated Steering Wheel	•	
Electronic Parking Brake (EPB)	•			Drive Mode Select Paddle Shifter (Lever Type)	•	
Lane Following Assist-LFA	-	Yes		Smart Cruise Control (SCC)	-	Yes
Warning Ssystem BCA (Blind-Spot Collision-Avoidance Assist): Rear	-	Yes		8-Way Power Drivers Seat with 4-Way Power Lumbar	-	Yes
Blind View Monitor (BVM)	-	Yes		Heated & Ventilated Seat (Front)	-	Yes
Parking Safety PCA (Parking Collision Avoidance Assist): Reverse	-	Yes		Premium Relaxation Seat with Leg Rests (Driver)	-	Yes
Child-Proof Door Lock	Manual	Auto		Ambient Mood Lighting (64 Colours)	-	Yes
RVM (Rear View Monitor) with Parking Guidance-Dynamic	•			Electrochromic Rear View Mirror (Auto Dimming)	•	
Safety Airbags	06			EXTERIOR		
Parking Assist PDW (Parking Distance Warning): Reverse/Forward	•			Sunroof Panorama - Power (One Touch)	•	
Parking Distance Warning (PDW) - Reverse/Forward /Side	-	Yes		LED Head Lights (MFR Type)	•	
Parking Assist SVM	-	Yes		LED Daytime Running Lights	•	
Warning System FCA-2.0	-	Yes		Flush Door Handles	Manual	Auto
Parking Safety PCA (Parking Collision Avoidance Assist): Reverse	-	Yes		Tailgate Power Opening (Height Adjustable)	•	
Finger Print Authentication (AVN + Engine Start)	-	Yes		Mirror Function Folding ; Electric	•	
Anti-theft Immobiliser	•			Mirror Function Adjustment: Electric & Heated	•	
Lane Keeping Assist-LKA	-	Yes		LED Tail Lights	•	
Traction Control System (TCS)	•			Rear High-Mounted Stop Light (HMSL)-LED	•	

Movement that inspires

At Kia, we believe movement inspires ideas. Great ideas come to you when you're on the move. Whether you're walking, traveling on a train or driving. It's why we create the spaces and the time you need to bring ideas to life.

All information, illustrations and specifications are accurate at the time of printing and are subject to change without notice. The models and specifications shown in this brochure may vary from those available in your market. Contact your local Kia dealer for current information and full warranty details including terms and conditions.

Driving range is determined according to the standardized EU measurement procedure (WLTP). The individual driving style and other factors, such as speed, outside temperature, topography and the use of electricity-consuming devices, have an influence on the real-life range and can possibly reduce it.



Movement that inspires